

SPECIFICATION SHEET

lumenfacade™

WHITE & STATIC COLORS

Client : _____

Project name : _____

Order # : _____

Type : _____ Qty. : _____

FEATURES & BENEFITS

Physical :

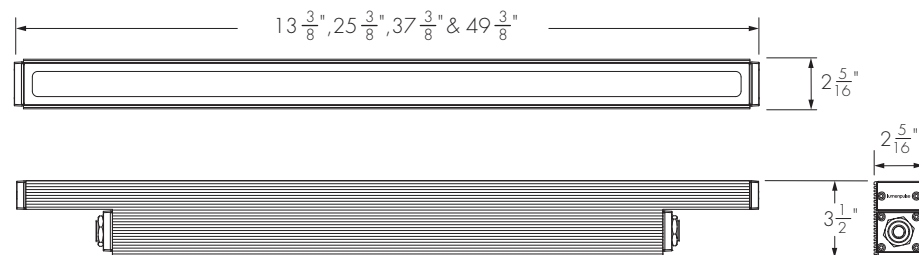
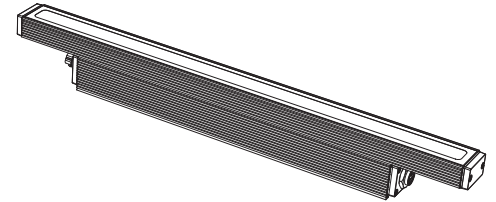
- Low copper content extruded aluminum housing
- Available in 1', 2', 3' and 4' sections
- Electro-statically applied polyester powder coat finish
- Machined aluminum end caps and silicone gaskets
- Stainless steel hardware
- Clear tempered glass
- 10° x 60° and 30° x 60° optics
- IP66

Performance :

- Minimum 1 fc @ 128 feet distance (4000° K, 4' unit, 10° x 60° optic)
- 2912 delivered lumens and 16 615 candelas at nadir (4000° K, 4' unit, 10° x 60° optic)
- Lumen maintenance L70 @ 25°C - 105 000 hrs
- Lumen measurements comply with **LM - 79 - 08** standard

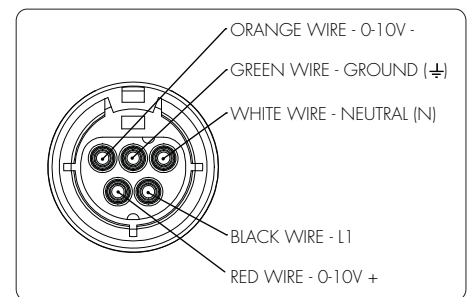
Electrical :

- Line voltage luminaire for 120 to 277 volts
- Up to 100 feet with only 1 power feed
- 15.75 watts per foot
- 0-10 volt dimming option

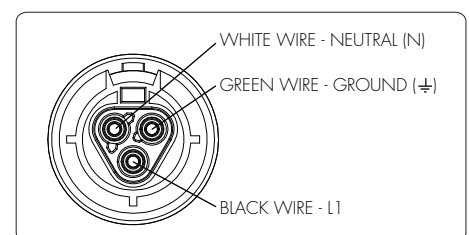


5 year warranty

Wiring detail - dimming Female connector



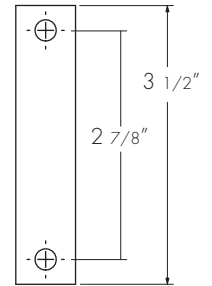
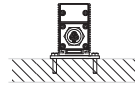
Wiring detail Female connector



MOUNTING & ADJUSTABLE PIVOTS



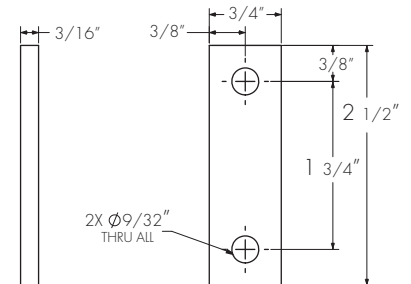
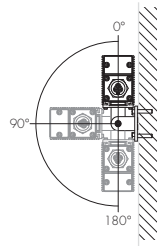
UMP
Fixed Mounting




UMP
Mounting Hole Pattern




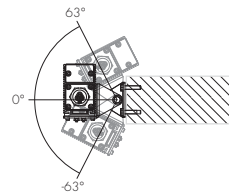
UMAS
Universal Adjustable Mounting



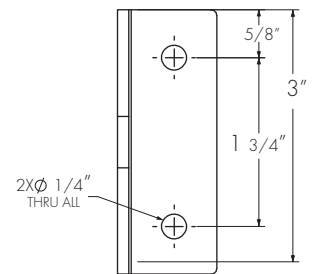
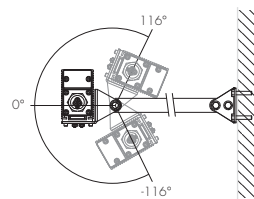
UMAS
Mounting Hole Pattern



WAM2
Adjustable Wall Mounting



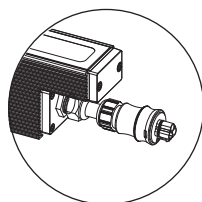
WAM6, WAM10 & WAM12
Adjustable Extended Arm Mounting



WAM
Mounting Hole Pattern

OPTION

ETE - End-to-end configuration,
no jumper cable needed.
Standard on 1 foot fixture.



PHOTOMETRICS

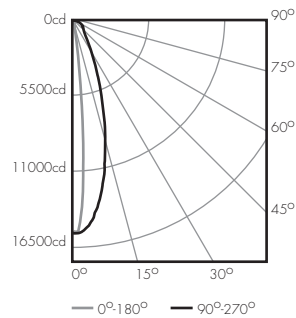
Lumenfacade 4'

3000 K

10° x 60° optic

Lamping	62.9 W
Lumens	2661
Efficacy	42.3 lm/W

Polar Candela Distribution



Candela Table

	0	22.5	47.5	65	90
0	15487	15487	15487	15487	15487
5	8692	8982	10839	13237	14774
15	541	572	905	3550	9084
25	282	298	325	651	4107
35	149	157	184	247	1936
45	47	74	94	149	1160
55	16	16	35	98	909
65	0	0	0	51	690
75	0	0	0	16	400
85	0	0	0	0	55
90	0	0	0	0	0

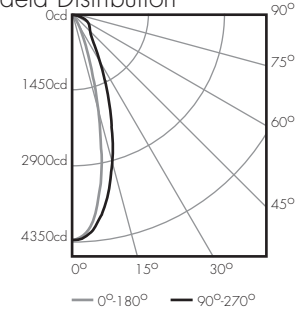
Lumenfacade 4'

3000 K

30° x 60° optic

Lamping	63.6 W
Lumens	2175
Efficacy	34.2 lm/W

Polar Candela Distribution



Candela Table

	0	22.5	47.5	65	90
0	4338	4338	4338	4338	4338
5	4101	4106	4166	4170	4206
15	2006	2119	2506	2822	2992
25	582	668	886	1365	1590
35	198	220	296	565	805
45	57	73	114	271	507
55	12	16	41	169	416
65	6	6	13	102	338
75	3	3	3	45	201
85	0	0	0	2	32
90	0	0	0	0	0

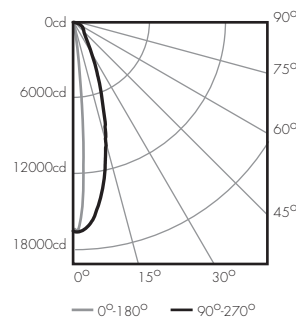
Lumenfacade 4'

4000 K

10° x 60° optic

Lamping	63.4 W
Lumens	2912
Efficacy	45.9 lm/W

Polar Candela Distribution



Candela Table

	0	22.5	47.5	65	90
0	16615	16615	16615	16615	16615
5	9287	9648	12081	14589	16035
15	564	600	1023	3903	10142
25	298	313	353	705	4577
35	141	157	176	247	2116
45	47	71	94	157	1270
55	16	16	43	102	1003
65	16	16	16	67	784
75	0	0	0	16	447
85	0	0	0	0	63
90	0	0	0	0	0

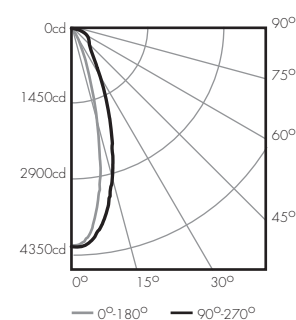
Lumenfacade 4'

4000 K

30° x 60° optic

Lamping	62.8 W
Lumens	2176
Efficacy	34.6 lm/W

Polar Candela Distribution



Candela Table

	0	22.5	47.5	65	90
0	4193	4193	4193	4193	4193
5	3981	3978	4077	4083	4120
15	1951	2077	2516	2840	3029
25	578	651	915	1402	1644
35	194	215	307	576	820
45	55	71	114	272	513
55	12	15	43	167	415
65	3	6	12	103	338
75	0	3	3	46	209
85	0	0	0	3	37
90	0	0	0	0	0

Photometric data based on test results from an independent NIST traceable testing lab.
IES data is available at www.lumenpulse.com/en/downloads.html



POWER & DATA CABLE ACCESSORIES

Order separately

Leader Cable :

LOGLC_____ Leader Cable for Lumenfacade.
Please add desired cable length : 6, 8, or 10 feet

LOGLCD_____ Leader Cable for Lumenfacade dimming.
Please add desired cable length : 6, 8, or 10 feet

Jumper Cable :

LOGJC_____ Jumper Cable for Lumenfacade.
Please add desired cable length : 1, 2, 4 or 8 feet

LOGJCD_____ Jumper Cable for Lumenfacade dimming.
Please add desired cable length : 1, 2, 4 or 8 feet

Sealing end cap :

SEC_____ Sealing end cap mandatory for any unused connector,
add (D) for dimming version



HOW TO ORDER

1	2	3	4	5	6	7	8
Housing	Voltage	Length	Colors and color temperatures	Optic	Mounting	Finish	Option
LOG							

1 | _____

Housing :

LOG - Lumenfacade

2 | _____

Voltage :

120 - 120 volts

208 - 208 volts

240 - 240 volts

277 - 277 volts

3 | _____

Length :

12 - 12 inches (2 kg/4.5 lbs)

24 - 24 inches (3.17 kg/7 lbs)

36 - 36 inches (4.75 kg/10.5 lbs)

48 - 48 inches (6.35 kg/14 lbs)

4 | _____

Colors and Color temperature :

27K - 2700° K

30K - 3000° K

40K - 4000° K

RD - Red

GR - Green

BL - Blue

5 | _____

Optics :

10x60 - 10° x 60°



30x60 - 30° x 60°



6 | _____

Mounting :

UMP - Fixed Mounting

UMAS - Universal Adjustable Mounting

WAM2 - Adjustable Wall Mounting 2"

WAM6 - Adjustable Extended Arm Mounting 6"

WAM10 - Adjustable Extended Arm Mounting 10"

WAM12 - Adjustable Extended Arm Mounting 12"

7 | _____

Finish :

SI - Silver SandText

BK - Black

WH - White

CC - Custom (Please specify RAL color)

8 | _____

Option :

ETE - End-to-end configuration,
no jumper cable needed

DIM - 0-10V Dimming option

