

lumenpulse™



lumenblade
Bring the Night to Life

Lumenblade Lights Life



Light that Makes the Eye Feel

Seen But Not Seen

Here is a luminaire that is seen but not seen, a cohesive design with a reduced visual presence that doesn't compromise quality of light.

Environmental Intelligence

Sustainable design, easily changeable modules, and a fully-integrated motion detector that lowers the impact on plant and wildlife.

The Real Stars

The Lumenblade family are available with a backlight shield, lower outputs, and in some cases, a BUG rating of 0.

Light in Tune with the Night

The Lumenblade family has phenomenal outputs all the way down to 200lm.

Ease of Installation

We've met with industry leaders, designers, and electricians and listened. The entire Lumenblade family has an ease-of-installation that has been integrally designed into each fixture type.

We light life. We make light that forms, transforms, and enhances lives. We make light that opens landscapes and intensifies your encounter with the world around you. We design light that makes the eye feel, light that creates a magical nightscape for everyone to experience.

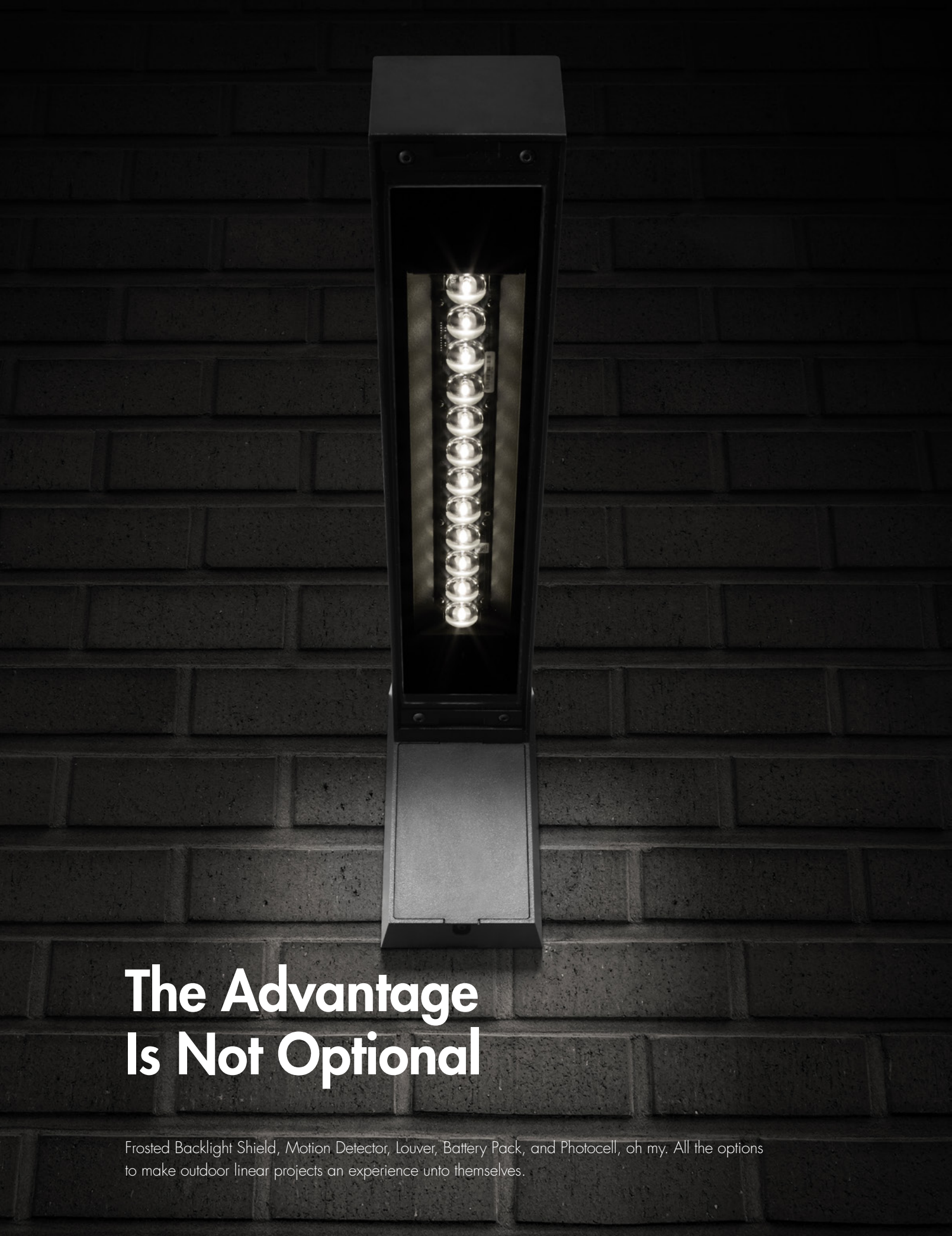
But we don't just make light, we think light. The Lumenblade family possesses optical integrity, razor-sharp color fidelity, trailblazing technologies, and an environmental intelligence unlike any in the field. Light that harmonizes with its surrounds. We design our light from the inside out to create sophisticated visual interactions that better the human experience.

1. Lumenblade Small Wall Mount Horizontal
2. Lumenblade Small Wall Mount Perpendicular
3. Lumenblade Nano Wall Mount
4. Lumenblade Bollard Dual Head, 3ft.
5. Lumenblade Bollard Single Head, 3ft.
6. Lumenblade Small Side Mount
7. Lumenblade Column
8. Lumenblade Medium Side Mount
9. Lumentech Smart Pole Square
10. Lumenblade Nano Side Mount

All for One and One for All

The Lumenblade family is built around Lumenpulse's already legendary Lumencentro optical system. The Lumencentro light engine creates a continuous line of light that supports the geometric language of poles and accessories, as well as a multitude of architectures and environments.





The Advantage Is Not Optional


Frosted Backlight Shield, Motion Detector, Louver, Battery Pack, and Photocell, oh my. All the options to make outdoor linear projects an experience unto themselves.



The integrated Battery Pack keeps the scene lit during outages, increasing safety and wayfinding when it counts.



Motion Detectors not only lower the cost on the environment but also decrease entire project costs. The integrated Motion Detector is another step in achieving the right amount of light.




The Frosted Backlight Shield keeps nature as natural as possible and all eyes on the application.



Putting the light right where it should be is easy. The Lumenblade Small Wall Mount Louver keeps light out of where it shouldn't be and on in heart of the project design.



Non-visible hardware. Minimalist design with clean lines and tamper-resistant construction.



Precision machined, discreet, flush door. Black, precision hardware.



Blackened optical chamber. Discreet, black hardware. Non-visible technical features.



Integrated mounting plate for a minimalist, seamless blend without a base cover. Discreet, black, tamper-resistant hardware.

Seen But Not Seen

We've thought of all your needs. Sparse aesthetics, clean lines, non-visible hardware and precision ruggedness give you an adaptable aesthetic that blends with any site, area, and architecture.



Look Forward to Installations Again

We've designed the Lumenblade family so that they are simple, safe, and fast to install. For example, a single person can easily install the new Lumenblade Small Wall Mount. This extreme ease of installation is thanks to design features that keep your hands free during wiring, allow for easy mounting and securing, and keep the fixture quickly ready for any maintenance.

Environmental Design

The Lumenblade has an environmental design that is tuned to the world around it, innate sustainability concerned with protecting the natural world while also making urban areas more liveable.

With a very long life expectancy and field-changeable parts, not to mention an energy and light saving motion detector, backlight shields, and BUG ratings all the way to 0, the Lumenblade cuts its environmental impact with style and intelligence.





Living Light

The Lumenblade helps protect the natural world without sacrificing safety. The fully-integrated motion detector is programmable, decreases energy consumption, protects natural life, and provides dependable security.

The turtle-friendly true amber LED and low outputs help wildlife feel at home while enhancing the outdoor experience. The Lumenblade family knows the night so well it is as if they've always been part of it.



The Real Stars

Lumenblade luminaires let the night sky be seen the way it was meant to be seen. The DarkSky approval and BUG rating of 0 for some luminaires, along with considerate output options and a backlight shield, means that Lumenblade luminaires aren't stealing the show—you can safely follow your path, wherever it may lead while still letting your eye wander among the stars.



Lumenblade Bollard, Lumenblade Nano Wall Mount
Some exceptions may apply, please consult
Specification Sheets for details.

Looks That Don't Deceive

True to the Lumenpulse vision, the Lumenblade family is not just a gorgeous design; it lets the world be seen the way it was meant to be seen.

With the option of CRI 90+, the world can show its true colors, and Lumenblade's optics enhance contrasts and greatly increase object identification. A better way of lighting the nighttime is here.



Lumenblade Column Dual Head

Totally Timeless

A future-proof design with an easily accessible driver, Lumencool thermal management, 3GV or VRBO vibration ratings, IK10 impact resistance housing, IP66-rated chamber, and a robust design make the Lumenblade family not only die-hard but never-say-die. Long live the Lumenblade.






Light for All Life



Phenomenal Outputs Starting at 200 lm

The right amount of light where and when you need it is what the Lumenblade family is all about. The Lumenblade family delivers a memorable and consistent performance with a quality of light that gets a standing ovation every time. With a range from 200lm to 20000lm, you can make the night a destination, an experience*


*200lm nominal output, Lumenblade Bollard with true amber LED. 20000lm nominal output, Lumenblade Medium 4000K.




Lumenblade Nano



Lumenblade Small Wall Mount




Lumenblade Bollard



Lumenblade Column



Lumenblade Medium




Lumenblade Small

Outputs (Nominal)

200lm | 300lm | 500lm | 700lm | 1000lm | 1500lm | 2000lm | 2500lm | 3000lm
4000lm | 6000lm | 8000lm | 10000lm | 12000lm | 14000lm | 16000lm | 18000lm | 20000lm

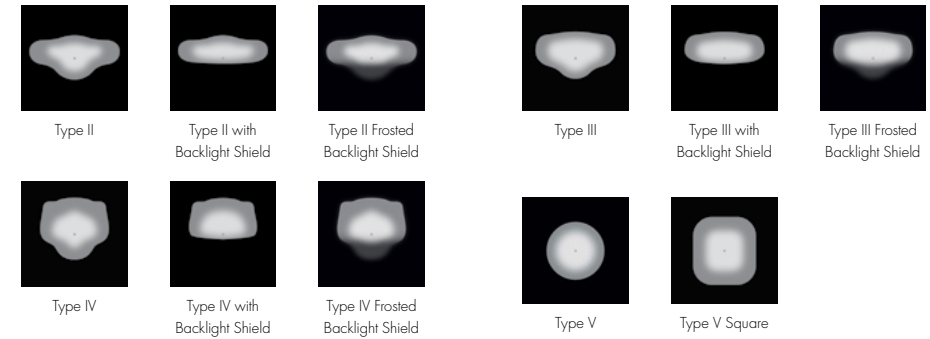
Color Temperatures



Color Rendering

CRI 70+ | CRI 80+ | CRI 90+

Distributions



Finish



Options

CRC | SURGE PROTECTOR | PHOTOCCELL | DRG | USB OUTLET | 3-PIN, 5-PIN, 7-PIN RECEPTACLES | MOTION DETECTOR | BATTERY PACK

Lens Options

CLEARSITE | FROSTSITE | HALF-FROSTED SITE

Optical Option

LOUVER | BACKLIGHT SHIELD


Controls

ON/OFF | 0-10V | **lumen talk**

Certifications and Ratings

| IK10¹ | IP66 | 3GV | VRBO | DarkSky

NOTE: Some exceptions may apply, please consult specification sheets for details.
¹ Standard IK10 housing, please consult Specification Sheets for lens IK ratings.



Lumenblade Small Wall Mount Horizontal

Corporate Headquarters

1220 Marie-Victorin Blvd.
Longueuil, QC
J4G 2H9 Canada

T +1.877.937.3003
T +1.514.937.3003
F +1.514.937.6289

US Headquarters

14 Beacon Street, 3rd Floor
Boston, MA
02108 United States

T +1.877.937.3003
T +1.617.307.5700
F +1.617.350.9912

