

lumenpulse™



lumenquad
versatility squared

Four times four for the win.

If only all maths were this easy. When creating a signature design, there is nothing equal to the Lumenquad. Four sizes, four smooth corners. Elegant yet resilient, stylish and state-of-the-art, why paint by numbers when you can make a quantum leap with Lumenquad?



Grande

Large

Medium

Small



National Assembly of Quebec, Quebec City, Canada
Lighting Designer: Guy Simard
Photographer: Stéphane Groleau
Products: Lumenquad Grande, Lumenquad Large, Lumenbeam Grande,
Lumenbeam Large, Lumenbeam Medium, Lumenfacade



Even More Ahead of the Curve

There is versatility, then there is versatility squared. The Lumenquad is well-rounded but squared to smoothly fuse with every architecture, site, and environment. The Lumenquad family has more added benefits than ever before.





More Design

This includes dynamic color-changing, IK10 rating, Lumencool dual-chamber systems—meaning the power supply and LEDs are in separate chambers to ease maintenance and increase longevity and, of course, every Lumenquad is IP66 weather-ready.

More Mountings

Hidden cables, clean pole-mounting integration, arms available at the optimal setback for wallwash optics, a new pivot with a broader range of adjustment and locking, as well as Lumentech compatibility.

More Seamless Accessory Integration

Easy, in-the-field accessory swaps so your designs can keep up with the times. Every accessory has been designed with seamlessness in mind, adhering to the fixture's shape for the best integration possible while keeping the hardware practically unseen.

More Optical Options

Numerous roadway distributions, as well as Narrow Asymmetric, Asymmetric Wallwash, and Narrow Spot optics for any number of applications. Narrow beams have an emphasis on candelas, while wider beams emphasize lumens—more light precisely where you want it.



Products:
Forefront Wall: Lumenquad Large, Medium
Canopy: Lumenquad Grande, Wide Flood
Background Building: Lumenquad Large, Narrow Spot,
Narrow Spot + Linear Spread Lens



The sleek and elegant Lumenquad, with its 3" profile and inconspicuous wiring and hardware is one of the toughest luminaires on the market. With an IP66 rating and IK10 tempered glass, the Lumenquad can take what's out there and then some.

Elegant Durability



IK10

IK10 is the world's highest impact rating for luminaires and electrical enclosures.

STANDARD

IP66


IP66 enclosed fixtures offer protection against particles and water.

STANDARD

CRC

Our long-term corrosion inhibitor protects and preserves the metal surfaces of our fixtures.

OPTIONAL



The convection system channels cool air across the Lumenquad's integrated heatsink.

More Design

Our innovative, dual-chamber thermal design system, Lumencool™, is an integral part of every Lumenquad. This proprietary technology allows air to flow between the driver and LED board, increasing both output and longevity.

In line with Lumenpulse's core principles, the dual-chamber design improves the sustainability of your system and prolongs your luminaire's life. Should you ever need to, this lets you replace the power supply chamber instead of the entire luminaire.

Cool

The stealthy, nearly invisible design of the Lumenquad's convection system channels cool air across the heatsink while keeping water at bay.



Heat

Lumencool raises the bar on heat management, achieving higher lumen outputs, a longer life and better efficiency.



Water

Designed to run the rain off while maintaining a completely sealed IP66-rated luminaire.




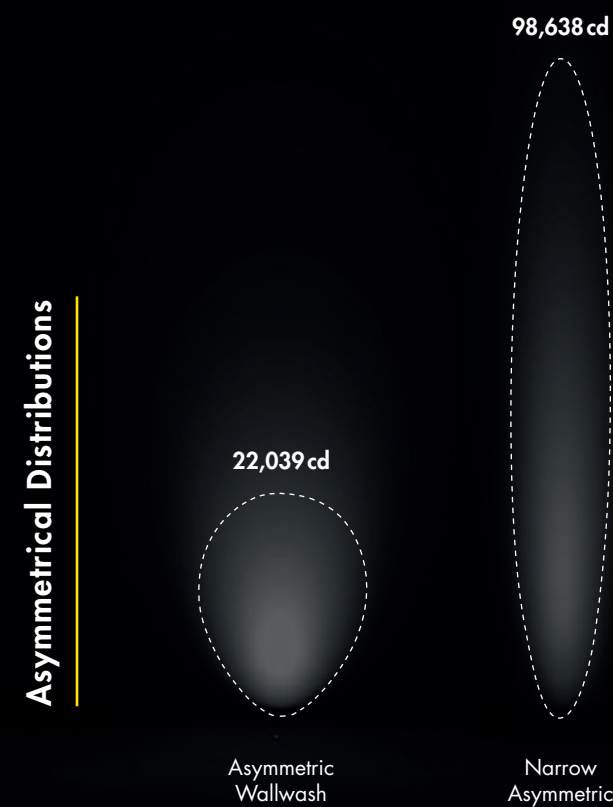
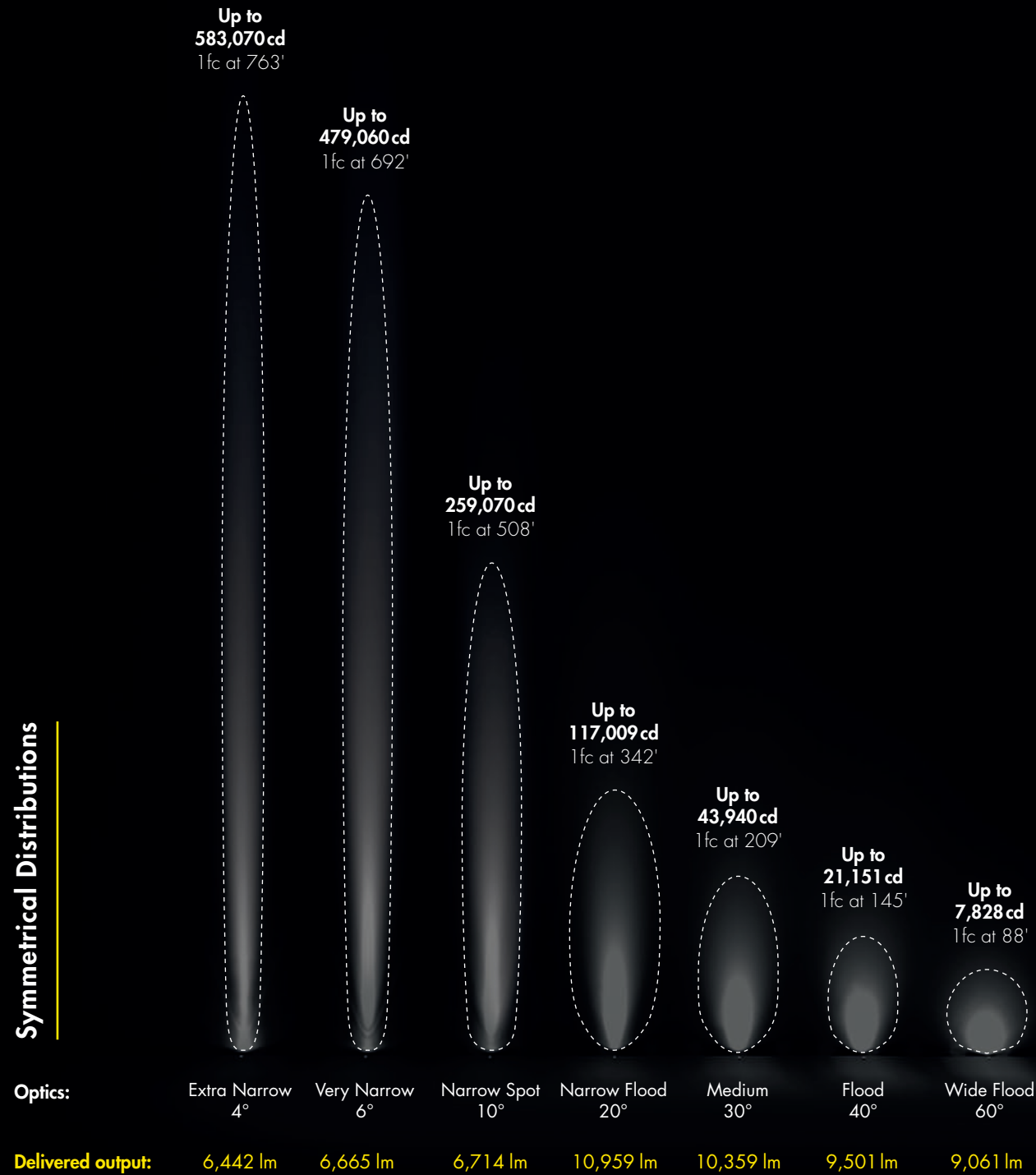





More Light

We are continually pushing the boundaries of LED lighting to give you consistently strong outputs. No matter what the application or project, our latest technological innovations have been designed to maximize the Lumenquad's performance. Lumenquad fixtures have LED lifetimes of up to 250,000 hrs (L70 at 25 °C), allowing you to maintain more light for a longer time.

When narrow spotlighting or accenting is required, our optical system prioritizes intensity to ensure crisp and accurate, punchy beams of up to 583,070 candelas. When lighting a uniform surface or a wallwash is a must, our design gives you outstanding efficacies of up to 110 lumens per watt.



Performances of Lumenquad Grande 4000K. Please consult our website for our complete library of photometric files.

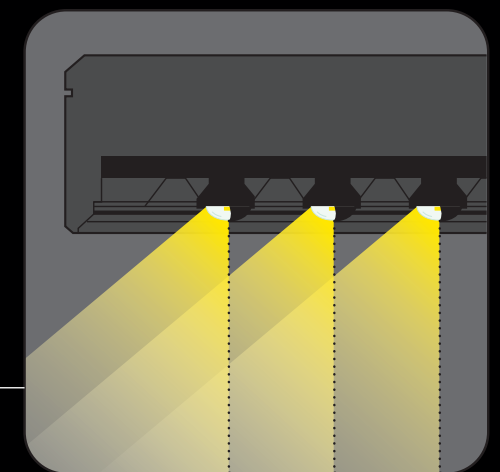


Seeing Stars

Simultaneously keep your clients seeing stars of amazement while also helping them meet LEED certification and lowering their environmental impact. The stellar precision and uniformity of our luminaires lets you light more with less, saving you energy costs, as well as lowering light trespass and obtrusive light on neighboring buildings, parks, and the dark sky.

The Backlight Shield

Keeps spill from the surrounding environment and light exactly where you need it.





More Seamless Accessory Integration

Seamless thinking is our design team's obsession. The fluid integration and ease of "in-the-field" installation are what makes Lumenquad's accessories noticeable yet natural. Even if you can't see it, there's magic around every corner of the Lumenquad.



Visor



Snoot



Linear Spread Lens
Adjustable



Wire Guard



Honeycomb
Louver*

*Factory installed. Not changeable on-site.




Products:
Lumenquad Grande,
Very Narrow + Linear Spread Lens

More Mounting Options

Lumenquad luminaires can be mounted wherever your design desires. Different architectures, sites, and environments have different requirements, we've designed our mounting options so that you can rest assured, light will land where you planned it to land.


Products:
Street: Lumenquad Grande, Type II + IV
Wall Uplight: Lumenquad Large, Wallwash
Wall Down: Lumenquad Large, Narrow Asymmetric
Sign: Lumenquad, Narrow Flood
Trees: Lumenquad Small, Flood
Path: Lumenquad Large, Type II + Backlight Shield + Lumentech Pole



Wall Mount
 Ideal for projection, this mounting can also be used with a recessed junction box.



Surface Mount
 The best way to keep the lowest profile. Ideal for ceilings and restricted spaces.




Wall-Arm Mount
 Mount multiple lengths to create the right setback for your designs.



Stake Mount
 Corrosion-resistant stake, perfect for in-ground installations.



Lumentech Smart Pole Mount
 A perfect match for our Lumentech Smart Pole, our universal yoke gives you complete adjustability.

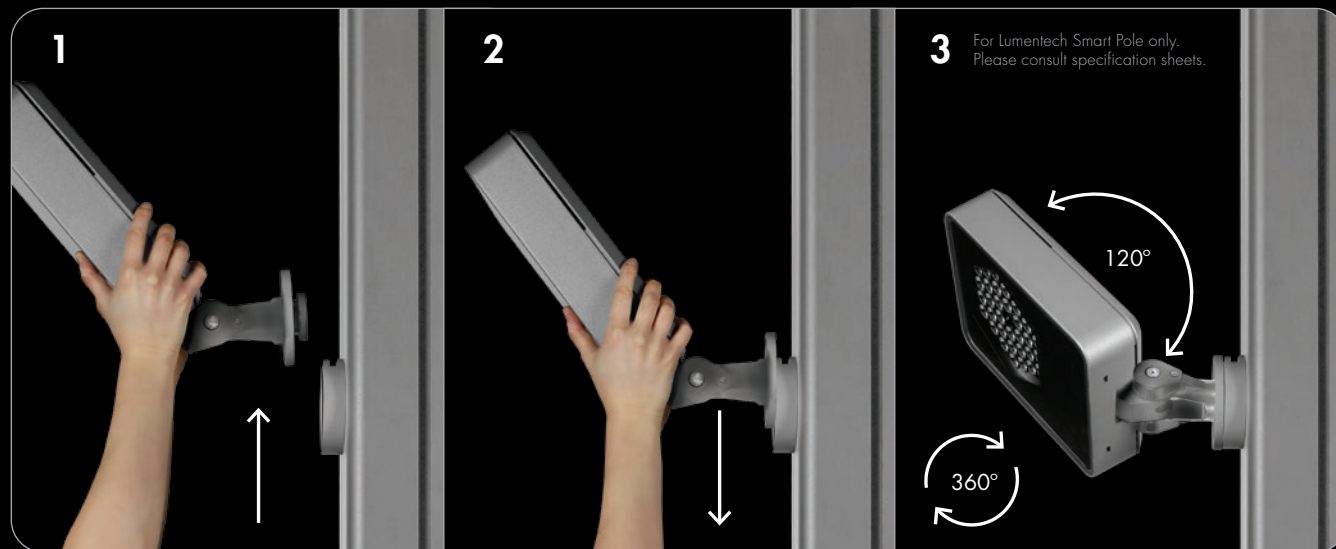


Pole Mount
 Pole and tenon mountings that safely set the luminaire overhead.

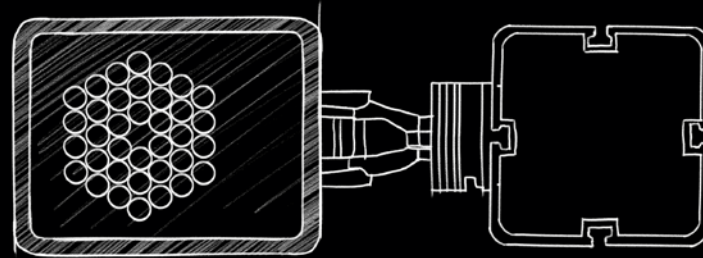
More Lumentech

Lumenquad luminaires make a fine match with our Lumentech Smart Poles. One might even go so far as to say this perfectly harmonious couple was designed that way. The Lumenquad's sure-footed mounting option is entirely in tune with the Lumentech's grooves, the two share a harmonious aesthetic, and they both like the same things: lighting.

Products:
Pole-Top: Lumenquad Grande, Type II
Mid-Pole: Lumenquad Large, Type III



The Lumenquad's form echoes that of the Lumentech Smart Pole, creating the perfect geometric synchronicity for outdoor public areas. Our universal yoke lets you take aim at making your design singular.





Opticolor supplies a quality of light unlike any other. Color you can feel. Within inches, Opticolor gives you ultra near-field color and beam blending. Opticolor technology boasts in-house, Lumenpulse engineered optics and a multi-chip LED cluster that enables optimized color combinations. This allows you to match existing projects as well as design into the future. You've seen color, now feel Opticolor.

A New Dimension of Color

More Versatility

For every design there is an optic, for every architecture, a mounting option.
 For every installation, a control. For every ambiance, a color temperature.
 For every height, an output. For every design there is a Lumenquad that can be personalized, whether it be dramatic accentuation or discreet floodlighting.



Extra Narrow 4°	Very Narrow 6°	Narrow Spot 10°	Narrow Flood 20°	Medium 30°	Flood 40°	Wide Flood 60°	Narrow Asymmetric	Asymmetric Wallwash	
Type II	Type III	Type IV	Type VS	Type II + Backlight Shield	Type III + Backlight Shield	Type IV + Backlight Shield			
Wall	Surface	Stake	Pole	Pole-Top					
2200K	2700K	3000K	3500K	4000K	5700K	Red	Green	Blue	
Dww Dynamic warm	Dwh Dynamic white	RGB Red Green Blue	RGBW 30K Red Green Blue White	RGBW 40K Red Green Blue White	RGBA Red Green Blue Amber	MRGB + White 3000K	MRGB + White 4000K	MRGB + Amber	
ON/OFF	0-10V	DALI							
					IK10	IP66	CRC	CRI 80+	3GV
Black Sandtex®	Bronze Sandtex®	Silver Sandtex®	Smooth White	Textured Black	Textured Bronze Non-Metallic	Textured Medium Gray	Textured Green	Textured White	Custom Color and Finish (please specify RAL color)

Options vary according to model. Consult specification sheets.


More Solutions

Once a duet, now a quartet: The complete Lumenquad family embodies a clean rectilinear projector shape that is harmonious with every type of architecture and environment. What's more, the Lumenquad keeps perfect pitch in a chorus of other Lumenpulse luminaires giving you consistency across numerous applications.



Products:
Lumenquad Large,
Narrow flood + Linear Spread Lens


Lumenquad Small



White



Dynamic White



Color Changing

Lumenquad Medium



White



Dynamic White



Color Changing

Lumenquad Large



White



Dynamic White



Color Changing*

Lumenquad Grande



White



Dynamic White



Color Changing*

*Available with opticolor technology



**Sales Offices and
Manufacturing Facilities**

Corporate Headquarters

1220 Marie-Victorin Blvd.
Longueuil, QC
J4G 2H9 Canada

T +1.877.937.3003
T +1.514.937.3003
F +1.514.937.6289

Boston, United States

14 Beacon Street, Suite 301
Boston, MA
02108 United States

T +1.877.937.3003
T +1.617.307.5700
F +1.617.350.9912

