

**lumenpulse™**



**lumenicon**

A New Era of Area Lighting

Come out of the shadows



## Lumenicon: area lighting for the era

Bring people to your space, help them feel safe. Lumenicon luminaires make every area a landmark. Whether walking by the eye-pleasing Bollard, cycling past a row of Columns, or parking under an Area Medium, Lumenicon is the way.

### Illustrious design

Designed with end-users in mind. Sleek, low-profile aesthetics harken back to iconic styles while still looking to the future. Give your projects a distinct signature with a coordinated look across numerous applications.

### Quality and quantity

With over 20,000 delivered lumens (L200, 40K, CRI 70), a choice of distributions, and an astounding quality of light, Lumenicon is already legendary.

### Respecting the night

Softsite lenses, backlight shields, as well as thoughtful color temperatures and output choices, not to mention an uplight rating of U0 — all without sacrificing safety, style or performance.

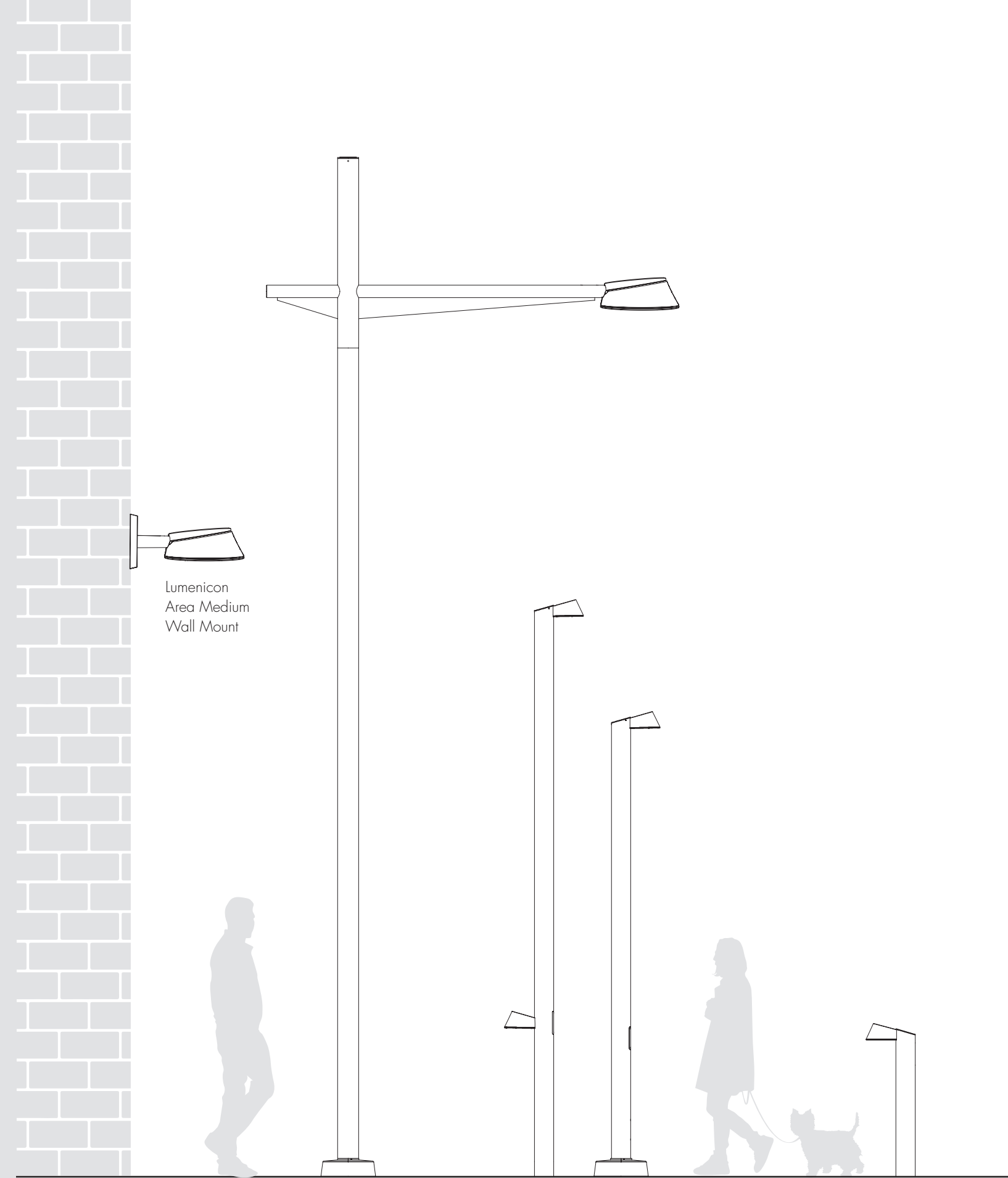
### Safe and sound

An innovative opening system makes Lumenicon's plug-and-play components easy to access. All Lumenicon luminaires have an IP66-rated LED chamber that is never left to the elements. The Lumenicon Area Medium allows toolless access to the driver.



# Family values

A bollard, or a column? What about mounted on a wall, or installed on a variety of pole types, including our Lumentech poles? This is a family of overachievers. With their multitude of optic options, anything is possible. Lumenicon luminaires grant you a consistent and coordinated area lighting aesthetic across an entire project and aren't scared to show off their innovations in a multitude of applications.



Lumenicon  
Area Medium  
Wall Mount

Lumenicon  
Area Medium  
Tenon Mount

Lumenicon  
Light Column  
10' - 12'

Lumenicon  
Bollard  
3'

---

Lumenicon's  
**LIFESTORY**

---

EASY ARCHITECTURAL  
INTEGRATION

LINES + ANGLES

AERATION

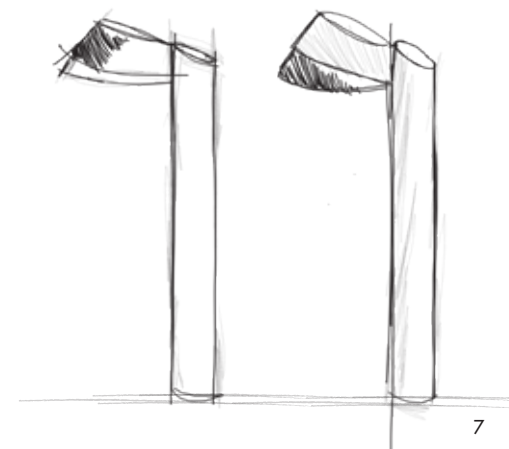
TWO TONES

## Illustrious design

Designed with a wink to the past while embracing the future, every Lumenicon is ready for anything a designer or landscape designer might have in mind. Optics galore. An elegant, aerodynamic aesthetic. Not a single compromise between form and architectural integration. And every Lumenicon houses Lumencentro technology and Lumencool heat dissipation. So, yes, its insides are worthy of its outer beauty.

- Iconic, sleek design
- 3G ANSI C136.31 – 2010 vibration rating
- UL certified
- Meets FCC requirements
- Round form factor blends with both rectilinear and rounded architecture
- IP66-rated LED chamber
- An uplight rating of U0
- IES roadway distributions

Options vary according to model. Consult specification sheets.





Lumenicon Area Medium  
Dual-Color Finish, Backlight Shield,  
3000K, Lumentech Pole Mounting

## Quality and quantity

Regardless of the application or project, the Lumenicon family has the quality of light and the quantity of lumens to bring your landscape and streetscape designs to light. Safety and well-lit lines of sight are the Lumenicon family's passion.


up to **131** lm/W<sup>1</sup>

---

up to **20 230** lm<sup>2</sup>

---

1. Delivered efficacy, LIAM - 120/277 - S40 - 40K - CRI 70  
2. Delivered output, LIAM - 120/277 - L200 - 40K - CRI 70



# Respecting the night

The Lumenicon Bollard respects the night sky. With no upward light leak (rating of U0), all the light's attention is focused on where you need to go and what you need to see, all while helping to keep the stars bright.

The Lumenicon Column and Area Medium also love the stars. With minimal light spillage, a spacing ratio of up to 8:1, backlight shields, as well as Dark Sky compliant optics and color temperatures, you'll still be able to point out the constellations.




## Dual-color

The dual-color finish makes passersby look twice. It's the little things that make a big splash. No one has ever said two tones are better than one, but with the Lumenicon, a case could be made.



# Under the hood

An innovative opening system makes Lumenicon's plug-and-play components easy to access. The IP66-rated LED chamber is never left to the elements while still providing toolless access to the driver.



Lumenicon Area Medium, Black Finish

- Seamless, magnetic closure system. No visible hardware. **1**
- 10 kVA surge protector\* **2**
- 5 and 7-pin ANSI smart photocell receptacle\* **3**
- Toolless driver maintenance **4**
- Offset, friction-hinge system **5**
- Die-cast Lumencool heat sink **6**
- Bubble level **7**
- Angular adjustment in +/- 1.5° increments **8**
- Plastic-coated, rare-earth magnet **9**
- Spring-loaded U-clamp and 316 stainless-steel hardware **10**



# Versatility

Possessing a coordinated aesthetic throughout the entire family and a natural ability to blend with any number of spaces. Optics that are road worthy and optics that shrink the shadows, either way, safety is here to stay. It's a new era of area lighting, and Lumenicon is ushering it in.

Lumenicon Bollard  
Black Finish, 3000K, Softsite Lens



Lumenicon Area Medium  
Black Finish, 3000K, Softsite Lens

## Lumenicon Bollard and Column

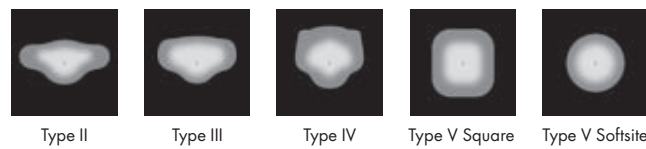
### Outputs (nominal)



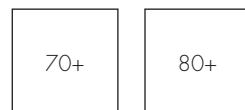
### Color temperatures



### Distributions



### Color rendering

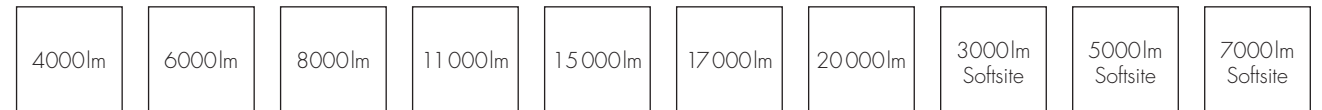


### Control options

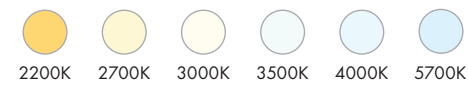


## Lumenicon Area Medium


### Outputs (nominal)



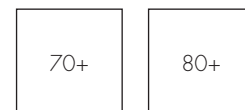
### Color temperatures



### Distributions



### Color rendering



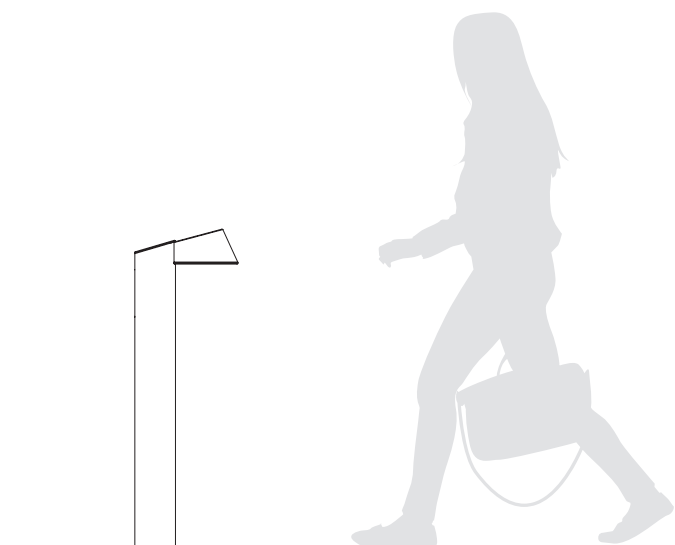
### Control options






# Lumenicon Bollard

No other bollard keeps light spill out of the skies and the eyes of passersby like the Lumenicon Bollard. Here's to safely exploring park paths, sidewalks, walkways, bicycle paths, public areas, and building entryways. Here's to safer neighborhoods. Here's to the streetwise and vandal-proof Lumenicon Bollard tested to be as sturdy as the most stalwart urban furniture. Here's to the Lumenicon Bollard.





# Lumenicon Column

If you want to make a city accessible and proud of its night-scape, the Lumenicon Column is on your side. Capable of carrying a bollard and an overhead, the Column creates a unified aesthetic throughout a number of applications. With its flush, accessibility door, its multiple optic choices, and pulling off two luminations at once, the Lumenicon Column has your city covered.



# Lumenicon Area Medium

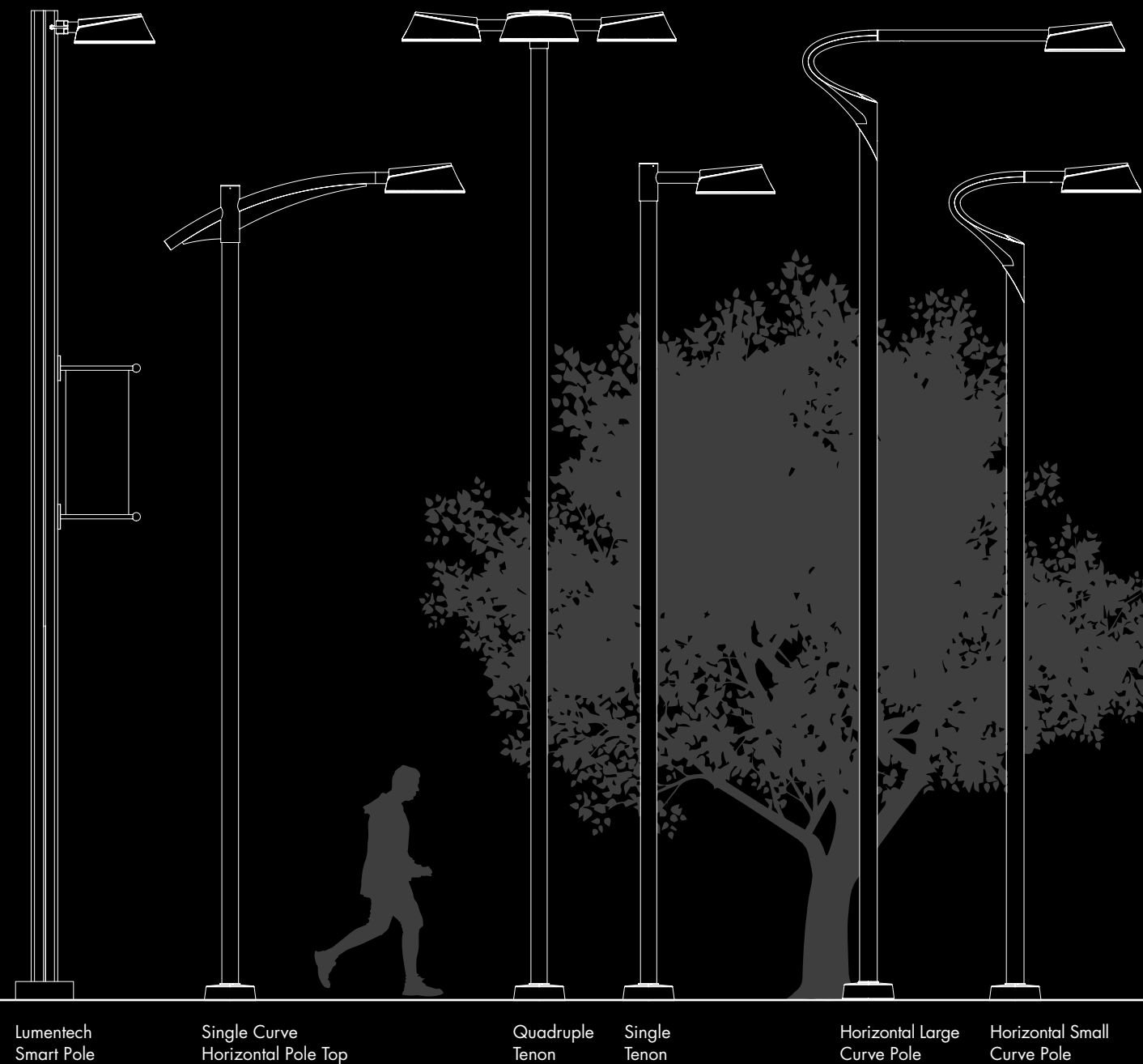
The Lumenicon Area Medium creates a consistent look while illuminating city streets, local roads, residential streets, parking lots and laneways. An innovative, toolless opening system makes the plug-and-play components easy to access. IP66 rated with phenomenal heat dissipation; the Lumenicon Area Medium is ready to take it to the streets (or parking lots, or building sides, or on-ramps, or...).




# Help from above


There is a street and area lighting pole for every Lumenicon occasion. Our Lumenpulse Lumentech Smart Pole (round or square) can handle all the bells and whistles: banners, multiple luminaires (from a number of Lumenpulse families), street signs; you name it. It lets lighting designers and urban planners do what they do best in any landscape or roadway, in the wind and weather.

Lumenicon luminaires can also be mounted on a variety of other pole options, from the curved pole look to a multiple tenon mount, there's a pole to give your project its modern, signature look.






## Lumenicon Bollard Application

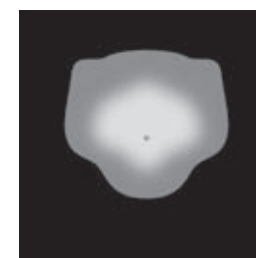


### Pedestrian walkway

Lumenicon distributions help to increase tourism, reduce environmental impact, and create memorable experiences.



**Summary**  
Lumenicon Bollard,  
4000K, CRI 80+, 1008lm  
**Mounting Height**  
3ft  
**Pole Spacing**  
15ft  
**Distribution**  
Type II



**Summary**  
Lumenicon Bollard,  
4000K, CRI 80+, 908lm  
**Mounting Height**  
3ft  
**Pole Spacing**  
15ft  
**Distribution**  
Type IV

Our recommendations are based on IESNA requirements for uniformity, vertical minimum illuminance, minimum and average ground illuminance levels.



## Lumenicon Column Application



### Summary

Lumenicon Column,  
4000K, CRI 80+, 1094lm

### Mounting Height

12ft

### Pole Spacing

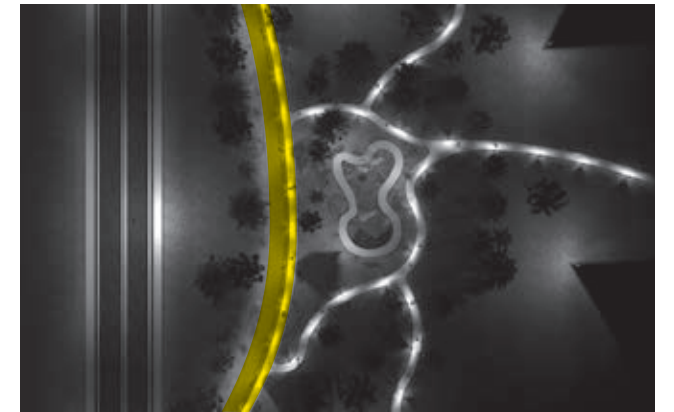
57ft

### Distribution

Type III

## Bicycle path

Help cyclists pedal to where they are going safely, without an uncomfortable light spill. A route lit by Lumenicons is always the route most chosen.

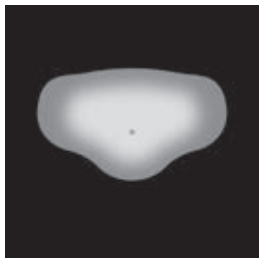


Our recommendations are based on IESNA requirements for uniformity, vertical minimum illuminance, minimum and average ground illuminance levels.






**Summary**  
Lumenicon Area Medium,  
4000K, CRI 80+, 11 295lm,  
**Mounting Height**  
25 ft  
**Pole Spacing**  
162 ft  
**Distribution**  
Type III




## Lumenicon Area Medium Application




### Streets and collector roads

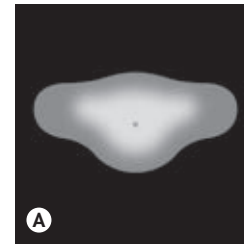
Lumenicon luminaires increase safety and comfort for pedestrians, cyclists and motorists. Our distributions put light where it needs to be, right where you want it.



Designed according to RP-8-14, Street Classifications: Collector Medium Pedestrian Conflict Area.




### Access road



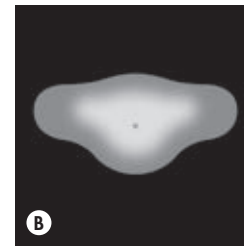
**Recommended spacing**  
between luminaires is up to  
**8 times** the mounting height

#### Type II

Lumenicon Area Medium, 4000K,  
CRI 80+, 5963lm, Pole Mount  
**Mounting Height:** 16ft  
**Spacing Ratio:** 7.13:1  
**Avg:** 17.19 fc  
**Avg/Min:** 3.58  
**5ft Grid Resolution**



### Sidewalk

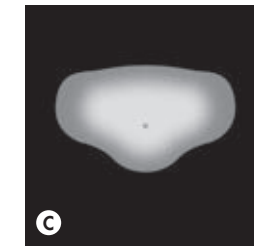


**Recommended spacing**  
between luminaires is up to  
**5 times** the mounting height

#### Type II

Lumenicon Column, 4000K,  
CRI 80+, 1009lm  
**Mounting Height:** 12ft  
**Spacing Ratio:** 5:1  
**Avg:** 8.07 fc  
**Avg/Min:** 2.52  
**3ft Grid Resolution**

### Pedestrian walkway

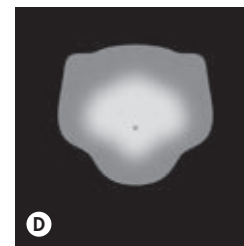


**Recommended spacing**  
between luminaires is up to  
**7 times** the mounting height

#### Type III

Lumenicon Area Medium, 4000K,  
CRI 80+, 4694lm, Wall Mount  
**Mounting Height:** 22ft  
**Spacing Ratio:** 5.5:1  
**Avg:** 12.54fc  
**Avg/Min:** 5.97  
**Vertical Min:** 1.7fc  
**5ft Grid Resolution**

### Parking lot




**Recommended spacing**  
between luminaires is up to  
**5 times** the mounting height

#### Type IV

Lumenicon Area Medium, 4000K,  
CRI 80+, 10142lm, Pole Mount  
**Mounting Height:** 26ft  
**Spacing Ratio:** 4.4:1  
**Avg:** 8.16fc  
**Avg/Min:** 3.26  
**10ft Grid Resolution**

### Parking lot



**Recommended spacing**  
between luminaires is up to  
**5 times** the mounting height

#### Type VS

Lumenicon Area Medium, 4000K,  
CRI 80+, 10949lm, Pole Mount  
**Mounting Height:** 26ft  
**Spacing Ratio:** 4.4:1  
**Avg:** 8.16fc  
**Avg/Min:** 3.26  
**10ft Grid Resolution**

Our recommendations are based on IESNA requirements for uniformity, minimum vertical illuminance, minimum, and average ground illuminance levels. Photometric calculations are recommended to validate illumination and uniformity. Designed according to RP-20-14 and RP-8-14.

## Sales Offices and Manufacturing Facilities

### Corporate Headquarters

1220 Marie-Victorin Blvd.  
Longueuil, QC  
J4G 2H9 Canada

T +1.877.937.3003  
T +1.514.937.3003  
F +1.514.937.6289

### Boston, United States

10 Post Office Square, Suite 900  
Boston, MA  
02109 United States

T +1.877.937.3003  
T +1.617.307.5700  
F +1.617.350.9912

